

14 200m Backstroke Women Final

Official

☰ Qualified

🏊 Summary

1 Final 13 years

Official

heat Started at: 07:04 PM

Lane	Competitor	Age	Club	RT	FINA	Rank	Result
0	Grace Wills	13	TBS...	+0.75		7	2:36.69 Entry: 2:37.11 -0.42
	50m: 36.84		100m: 1:16.18 (39.34)				
	150m: 1:57.34 (41.16)		200m: 2:36.69 (39.35)				
1	Lauren Cra...	13	Porir...	+0.74		6	2:34.48 Entry: 2:36.73 -2.25
	50m: 36.29		100m: 1:16.33 (40.04)				
	150m: 1:56.71 (40.38)		200m: 2:34.48 (37.77)				
2	Lily McGrath	13	Nept...	+0.66		4	2:33.22 Entry: 2:34.52 -1.30
	50m: 34.99		100m: 1:14.00 (39.01)				
	150m: 1:54.52 (40.52)		200m: 2:33.22 (38.70)				
3	Sophia Mal...	13	Evol...	+0.64		3	2:31.76 Entry: 2:33.51 -1.75
	50m: 35.30		100m: 1:13.95 (38.65)				
	150m: 1:53.64 (39.69)		200m: 2:31.76 (38.12)				
4	Olivia John...	13	Muri...	+0.66		2	2:29.30 Entry: 2:31.68 -2.38
	50m: 35.05		100m: 1:12.56 (37.51)				
	150m: 1:50.64 (38.08)		200m: 2:29.30 (38.66)				
5	Charlotte M...	13	Troja...	+0.56		1	2:27.32 Entry: 2:32.35 -5.03
	50m: 35.10		100m: 1:12.52 (37.42)				
	150m: 1:50.47 (37.95)		200m: 2:27.32 (36.85)				
6	Madelene ...	13	Mt M...	+0.66		8	2:38.15 Entry: 2:34.39 +6.24
	50m: 36.05		100m: 1:15.50 (39.45)				
	150m: 1:57.45 (41.95)		200m: 2:38.15 (40.70)				
7	Ella Lomax	13	QEII ...	+0.81		5	2:33.31 Entry: 2:34.67 -1.36
	50m: 35.30		100m: 1:14.69 (39.39)				
	150m: 1:54.92 (40.23)		200m: 2:33.31 (38.39)				
8	Shyla Kenn...	13	Aqua...	+0.72			DSQ -1.98
9	Erika Orbell	13	TBS...	+0.72		9	2:41.35 Entry: 2:37.56 +6.21
	50m: 36.45		100m: 1:17.09 (40.64)				
	150m: 1:59.38 (42.29)		200m: 2:41.35 (41.97)				



2 Final 14 years


Official



heat Started at: 07:09 PM


Lane	Competitor	Age	Club	RT	FINA	Rank	Result
0	Georgia Mill	14	Troja...	+0.73		10	2:41.70 Entry: 2:36.95 +5.25



50m: 36.80 100m: 1:16.88 (40.08)
 150m: 1:59.65 (42.77) 200m: 2:41.70 (42.05)



1  **Talen Hickf...** 14  Aqua... +0.70 1 **33.52**
 Entry: 2:34.66 -2:01.14
 50m: 36.28 100m: 1:14.10 (37.82)
 150m: 1:54.49 (40.39) 200m: 33.52(1:20.97)



2  **Talia Chaney** 14 **Puke...** +0.71 6 **2:33.65**
 Entry: 2:34.28 -0.63
 50m: 35.55 100m: 1:14.11 (38.56)
 150m: 1:53.97 (39.86) 200m: 2:33.65 (39.68)

3  **Bella Eala...** 14  Nort... +0.76 4 **2:28.33**
 Entry: 2:33.03 -4.70
 50m: 34.55 100m: 1:12.65 (38.10)
 150m: 1:51.33 (38.68) 200m: 2:28.33 (37.00)



4  **Brooke Spe...** 14  Gree... +0.60 2 **2:26.04**
 Entry: 2:28.19 -2.15
 50m: 33.27 100m: 1:10.23 (36.96)
 150m: 1:48.94 (38.71) 200m: 2:26.04 (37.10)

5  **Edie Jackson** 14  Evol... +0.81 3 **2:27.67**
 Entry: 2:31.62 -3.95
 50m: 34.19 100m: 1:11.27 (37.08)
 150m: 1:49.96 (38.69) 200m: 2:27.67 (37.71)

6  **Samantha ...** 14  Man... +0.66 8 **2:35.29**
 Entry: 2:33.37 +8.08
 50m: 35.59 100m: 1:14.76 (39.17)
 150m: 1:55.52 (40.76) 200m: 2:35.29 (39.77)

7  **Michaela G...** 14  Rau... +0.66 5 **2:32.86**
 Entry: 2:34.42 -1.56
 50m: 35.90 100m: 1:15.42 (39.52)
 150m: 1:55.19 (39.77) 200m: 2:32.86 (37.67)







8  **Rosie Goo...** 14  Nels... +0.64 9 **2:36.47**
 Entry: 2:34.86 +8.39
 50m: 36.51 100m: 1:16.42 (39.91)
 150m: 1:57.22 (40.80) 200m: 2:36.47 (39.25)












9  **Fleur Jansen** 14  Wan... +0.83 7 **2:34.74**
 Entry: 2:35.47 -0.73
 50m: 35.50 100m: 1:15.42 (39.92)
 150m: 1:55.92 (40.50) 200m: 2:34.74 (38.82)












3 Final 15 years

Official



heat Started at: 07:13 PM

Lane	Competitor	Age	Club	RT	FINA	Rank	Result
0	 Sophie Bell	15	 Pirat...	+0.66		9	2:43.22 Entry: 2:44.80 -1.58 50m: 36.07 100m: 1:18.11 (42.04) 150m: 2:01.37 (43.26) 200m: 2:43.22 (41.85)
1	 Piper Rogers	15	 Tawa...	+0.56		7	2:36.77 Entry: 2:39.56 -2.79 50m: 36.37 100m: 1:16.42 (40.05) 150m: 1:57.85 (41.43) 200m: 2:36.77 (38.92)
2	 Audrey Neal	15	 Coas...	+0.79		6	2:34.93 Entry: 2:33.98 +9.05 50m: 36.23 100m: 1:15.79 (39.56) 150m: 1:56.46 (40.67) 200m: 2:34.93 (38.47)

3	 Anahera M...	15	Stratf...	+0.58	2	2:26.31 Entry: 2:31.71 -5.40
	50m: 34.85		100m: 1:12.23 (37.38)			
	150m: 1:49.61 (37.38)		200m: 2:26.31 (36.70)			
4	 Emma Ben...	15	 Ice B...	+0.67	1	2:24.55 Entry: 2:26.67 -2.12
	50m: 33.83		100m: 1:10.41 (36.58)			
	150m: 1:47.76 (37.35)		200m: 2:24.55 (36.79)			
5	 Tessa Harvey	15	 Liz v...	+0.99	3	2:29.65 Entry: 2:30.92 -1.27
	50m: 34.49		100m: 1:12.18 (37.69)			
	150m: 1:50.88 (38.70)		200m: 2:29.65 (38.77)			
6	 Alivia Jenkins	15	 Liz v...	+0.64	5	2:33.22 Entry: 2:32.22 +9.00
	50m: 34.88		100m: 1:13.67 (38.79)			
	150m: 1:53.87 (40.20)		200m: 2:33.22 (39.35)			
7	 Ariana Ferg...	15	 Nort...	+0.67	4	2:32.10 Entry: 2:37.98 -5.88
	50m: 35.69		100m: 1:14.12 (38.43)			
	150m: 1:52.97 (38.85)		200m: 2:32.10 (39.13)			
8	 Hannah Ald...	15	 Levin...	+0.72	8	2:38.63 Entry: 2:40.59 -1.96
	50m: 36.33		100m: 1:16.08 (39.75)			
	150m: 1:57.93 (41.85)		200m: 2:38.63 (40.70)			

4 Final 16-18 years								Official
heat Started at: 07:18 PM								
Lane	Competitor	Age	Club	RT	FINA	Rank	Result	
0	 Greer Gres...	17	 Wha...	+0.69		9	2:36.51 Entry: 2:37.03 -0.52	
	50m: 36.24		100m: 1:15.33 (39.09)					
	150m: 1:56.01 (40.68)		200m: 2:36.51 (40.50)					
1	 Tyler McNa...	16	Puke...	+0.62		5	2:32.25 Entry: 2:33.32 -1.07	
	50m: 34.57		100m: 1:13.10 (38.53)					
	150m: 1:53.29 (40.19)		200m: 2:32.25 (38.96)					
2	 Ellie Meynell	16	 Gree...	+0.63		3	2:29.51 Entry: 2:33.04 -3.53	
	50m: 34.99		100m: 1:13.12 (38.13)					
	150m: 1:51.85 (38.73)		200m: 2:29.51 (37.66)					
3	 Erin Scott	16	 Wha...	+0.64		4	2:31.24 Entry: 2:31.88 -0.64	
	50m: 35.59		100m: 1:14.19 (38.60)					
	150m: 1:53.29 (39.10)		200m: 2:31.24 (37.95)					
4	 Kate Dekker	17	 Liz v...	+0.92		1	2:26.89 Entry: 2:27.01 -0.12	
	50m: 34.10		100m: 1:11.78 (37.68)					
	150m: 1:50.31 (38.53)		200m: 2:26.89 (36.58)					
5	 Samara Ag...	16	Stratf...			2	2:28.47 Entry: 2:30.85 -2.38	
	50m: 33.86		100m: 1:11.16 (37.30)					
	150m: 1:50.21 (39.05)		200m: 2:28.47 (38.26)					
6	 Heidi Uys	17	Swim...	+0.68		8	2:35.96 Entry: 2:32.72 +6.76	
	50m: 37.00		100m: 1:16.41 (39.41)					



150m: 1:56.26 (39.85) 200m: 2:35.96 (39.70)

7  Dannielle R... 16  Porir... +0.66 7 **2:33.37**
Entry: 2:33.15 +9.78

50m: 35.40 100m: 1:14.14 (38.74)
150m: 1:54.08 (39.94) 200m: 2:33.37 (39.29)

8  Addison Vo... 16  Jasi ... +0.64 6 **2:32.98**
Entry: 2:35.88 -2.90

50m: 35.15 100m: 1:14.24 (39.09)
150m: 1:54.58 (40.34) 200m: 2:32.98 (38.40)

9  Maia Oldfield 17  Vikin... +0.90 10 **2:41.78**
Entry: 2:40.73 +8.95

50m: 36.18 100m: 1:16.78 (40.60)
150m: 1:59.73 (42.95) 200m: 2:41.78 (42.05)